

**COMPATIBILITY AND SYNERGISTIC INTERACTION OF ENTOMOPATOGENIC FUNGI *BEAUVERIA BASSIANA*, *ISARIA FUMOSORSEA* AND OXYMATRINE AGAINST *LIRIOMYZA BRYONIAE***

**Elaf Sahib Dubai<sup>1</sup>; Bassim Shehab Hamad<sup>2</sup> and Mohammed Jubair Hanawi<sup>1</sup>**

<sup>1</sup>University of Wasit, College of Science, Iraq.

<sup>2</sup> Ministry of Science and Technology, Directorate of Agricultural Research, IPM Center, Iraq.

**Abstract**

The individual and combined effect of oxymatrine insecticide and the entomopathogenic fungi, *Beauveria bassiana* and *Isaria fumosorsea* against the leafminer *Liriomyza bryoniae* (Kaltenbach,) [Diptera: Agromyzidae] was assessed. The oxymatrine was achieved 83.3% and 78.6% mortality of larvae and pupae at half field doses respectively. The mortality rate of larvae by *Beauveria bassiana* was 55.6 %, at a concentration of 10<sup>7</sup> spores/ml, and the LC50 value was 8.4 x10<sup>4</sup> spores/ml. larvae mortality by *Isaria fumosorsea* was 52% at a concentration of 10<sup>7</sup> spores/ml with LC50 value of 2.6 10<sup>5</sup> spores/ml. The mortality rate of pupae was 54.3% and 42.3% by *Beauveria bassiana* and *Isaria fumosorsea* respectively at 10<sup>7</sup> spores/ml concentration. There was an increase in the mortality rate due to the combined action of the *Beauveria bassiana* and the oxymatrine ( 88%) it does exceed synergistic effect ( chi square= 4.92), and 71.3% by the combination of the oxymatrine and *Isaria fumosorosea* synergistic effect (chi square= 4.65). In the case of pupae treatment, an increase in the rate of mortality was achieved, but it did not express synergism.

**Keywords:** Biocontrol, Leaf Miners, *Liriomyza* spp., *Liriomyza bryoniae* , oxymatrine, entomopatogenic fungi , *Beauveria bassiana*, *Isaria fumosorsea*

**introduction**

The leafminer, *Liriomyza bryoniae*, is considered an exotic pest, as it was recorded in Iraq in 1996 and caused great economic losses to vegetable crops, whether in greenhouses or in open cultivation (Al-Mashhadani, 1998) and caused losses in tomato production of up to 17% and losses in marketing value of up to 20% on tomatoes crop that cultivated in greenhouses (Walker , 2012). The leafminer (*Liriomyza* spp.; Diptera: Agromyzidae), is one of the most important insect pests that attack vegetable crop plants such as cucumbers, tomatoes, beans, fava beans, cabbage, lettuce, melons and zucchini. The insect attacks the leaves of plants, creating tunnels in them, where it feeds on the layer of cells between the two skins of the leaf. There are large numbers of leafminer species of the Diptera order, including large numbers of leafminer larvae of the family Agromyzidae, the tunnels of which are often filamentous, and the faeces on both sides of the tunnel are filamentous. These tunnels are also characterized by the presence of two symmetrical circular openings. ( Ravsaheb , 2013).

Synthetic and natural insecticides for *Liriomyza* species control have been extensively worked and are commonly used by farmers and producers regardless of production scale and crop

(Ferguson, 2004). The effectiveness of these insecticides have been reduced because of their indiscriminate use, which has adversely impacted the natural enemies or non-target organisms and resulted in the development of resistance to several groups of insecticides (Rauf, et al. 2000).

To reduce the attack of *Liriomyza*, in addition to synthetic insecticides, farmers can use biological control agents such as predators (Pohl et al. 2012 ; Jat, et al. 2021 ), parasitoids (Foba et al. 2015) and entomopathogenic microorganisms (Migiro et al. 2011 ; Thabu, et al. 2022), as well as substances that induce plant resistance (Vieira et al. 2016). Entomopathogenic fungi (EPF), in particular Deuteromycetes, including *Beauveria bassiana* (Bals.-Criv.) Vuill. are alternative candidates as microbial control agents because of their rapid killing rate in laboratory assays relative to other entomopathogens. The possibility for commercial scale production on artificial media, and their contact route of infection that allows for pest targeting using standard spray applications should be investigated. (Rehner and Buckley 2005 ; Jat, et al. 2022).

The entomopathogenic fungus *Isaria fumosorosea* was known as *Paecilomyces fumosoroseus* for more than 30 years and was recently transferred to the genus *Isaria* (Zimmermann, 2008). Some of the more commonly known susceptible organisms include weevils, plant beetles, aphids, whiteflies, psyllids, wasps, termites, thrips, and a wide variety of butterflies and moths , it therefore has received significant attention as a possible biological control agent for several economically important insect pests of agricultural crops (Van ,2012.; Kim, et al., 2018 ).

The Oxymatrine pesticide of Quinolizidine alkaloids , a plant derived from the roots of wild plants belonging to the legume family is *Sophra* , it has been used to control different insect pests of various crops (Liu, et al, 2007). This study was conducted to evaluate the efficacy of this insecticide (Oxymatrim) , *Beauveria bassiana* , *Isaria fumosorosea* and their combinations on the larvae and pupae of the *Liriomyza bryoniae*.

## Materials and Method

The field experiment is completed during the autumn season in 2021. Cucumber seeds (*Cucumis sativus* ) BEITH ALPHA (Akgen, Green South) variety were sown, in greenhouse. Plants were left in the greenhouse to be infected with pests, including *Liriomyza bryoniae* without pesticide . (Haider & Wajih ,2016).

## Fungal isolates

The isolates of *Beauveria bassiana* and *Isaria fumosorosea* were obtained from the Agricultural Research Directorate / Ministry of Science and Technology . It was previously isolated from Iraqi gardens and farms soil using the technique of insect bait traps using larvae of *Galleria mellonellaa*).

## Pesticides

**Oxymatrine:** Active ingredient Oxymatrine 2.4% It is an organic insecticide the active substance of this pesticide is Oxymatrine 2.4%, a natural extract from the roots of the *Sophra japonica* plant Belonging to the family Leguminosaea . In the form of a bottle of 250 ml manufactured by

Agrichem Australia the percentage of use is 150-180 ml / 100 liters of water.

**Abamectin:** is a naturally occurring acaricide / pesticide isolated from the fermentation of the soil microorganism *Streptomyces avermitilis*. (Also known as avermectin) In the form of a bottle of 100 ml manufactured by Al-kaseh the percentage of use is 35-50 ml / 100 liters of water.

### Bioassay

A leaf dip bioassay of leaves containing young larvae and pupae spray were used. Mined leaves were collected from the unsprayed portion of the cucumber field. a total of 60 actively-mining larvae had been obtained for each treatment. Using a pair of forceps, leaves containing mining larvae were dipped briefly into the pesticide mix (Three concentrations, field, half field and quarter field) or plain water (Untreated control). After dipping, each leaf was briefly held over the rim of the beaker to allow excess liquid to drain off and then placed on a paper towel to drain off the remaining liquid. When the liquid had been drained off, each leaf was transferred to a clean and appropriately-labeled Petri dish. The Petri dishes were incubated at room temperature conditions and leaves were checked for larval mortality after two days. Percentage leaf miner larval mortality for each pesticide treatment was then calculated. Mortality data were corrected for control mortality (Abbott, 1925; WHO, 2009): % *Corrected mortality* =  $X - Y / 100 - Y \times 100$  Where X = percentage observed mortality in the treated sample, and Y = percentage mortality in the untreated control. After spraying the pupae, the same steps were followed to monitor the mortality rate.

### Effect of *Beauveria bassiana* and *Isaria fumosorosea* on leaf miner in laboratory condition

The pathogenic activity of local isolates of *B. bassiana* , and *I. fumosorosea* was measured in vitro condition at concentrations,  $10^5$ ,  $10^7$  and  $10^9$  spores / ml + 0.05% Tween 20 on larvae and pupae of leafminers . Three replicates were used for each treatment. Two procedures were done: pupae spraying, a leaf dip bioassay of leaves containing young larvae,. The control treatment was treated with water +0.05% Tween 20. The mortality rate was counted after 4, 6 and 10 days of treatment with fungi and three days for chemical pesticides. Mortality percentages were corrected using Abbott's formula: Abbott's corrected mortality=  $(\% \text{ mortality in treatment} - \% \text{ mortality in control}) / (100 - \% \text{ mortality in control}) \times 100$ . (Abbott 1925). The LC50 values were calculated according to the method of Finney (1971).

**Compatibility Test:** Compatibility assay is performed on potato-dextrose agar medium using poisoned food technology, and the effect of insecticide is evaluated in experiments related to vegetative growth of fungus *Beauveria bassiana* and *Isaria fumosorosea* .

This test was conducted to evaluated the compatibility between chemical pesticide (Oxymatrine) and bio agents (Entomopathogenic fungi EPF).The in vitro compatibility of this compound was determined using the recommended dose , half and quarter recommended dose by the poison food technique.( Nene and Thapliyal 1997; Mishra and Gupta, 2012).

To get the desired concentration of insecticide, the recommended field application rate/dose as well as its half dose and quarter dose was added to the PDA medium (100 mL) in a flask and mixed

thoroughly before solidification (medium temperature 48°C) . About 20 mL of medium was then poured equally into 9 cm diameter sterile Petri plates and allowed to solidify in a laminar air flow chamber. The Petri plate containing the desired pesticide-poisoned medium was inoculated by transferring a 10 mm diameter culture disc into the center of each Petri plate. The culture disc was cut using a sterile cork borer from 10-day-old EPFs grown on PDA. After inoculation, Petri plates were sealed with Para film and incubated at 28±2°C and 80±5% relative humidity for a 12-hr photoperiod. For each treatment, three replications were maintained. Pesticide-un amended PDA media served as the control treatment for comparison under the same conditions. The radial growth of each individual treatment, including each EPF, was measured at 14 DAI and compared with a standard check. The percent of growth inhibition of each EPF over the untreated check was estimated separately for the respective insecticides by using the following formula:  $I = C - T / C \times 100$

Where I=percent growth inhibition, C=colony diameter in the control, T=colony diameter with treatment. ( Rajanikanth et al. , 2010).

### **Synergistic of *B.bassiana* and *I. fumosorosea* with insecticide**

The same procedure and doses used for evaluating each compound alone were used for the combination of *B.bassiana* and *I. fumosorosea* with oxymatrine. The data corrected by using Abbott (1925) equation. The expected mortality of the treatment of the combination of both agents was obtained using the formula:

$$E = O_a + O_b (1 - O_a / 100)$$

Where E represents the expected mortality and  $O_a$  represents the observed mortality caused by the oxymatrine alone and  $O_b$  is observed mortality caused by of each fungi alone ( Salama, 1984). Chi squared test  $\chi^2$  was performed by calculating the  $\chi^2$  value using the formula:

$$\chi^2 = (O_c - E)^2 / E$$

Where  $O_c$  represents observed mortality for the treatment of combination, and then compared to the table value for df 1 (>3.84).if the calculated  $\chi^2$  value exceeds the tabulated value, it indicates a non- additive effect (either synergistic or antagonistic) of the two control agents . A significant interaction of combination was determined through the difference of ( $O_c - E$ ), where positive = synergistic and negative= antagonistic .if the tabulate value exceeds the calculated  $\chi^2$  value; it represents an additive effect at  $P \leq 0.05$ .

### **Statistical analysis**

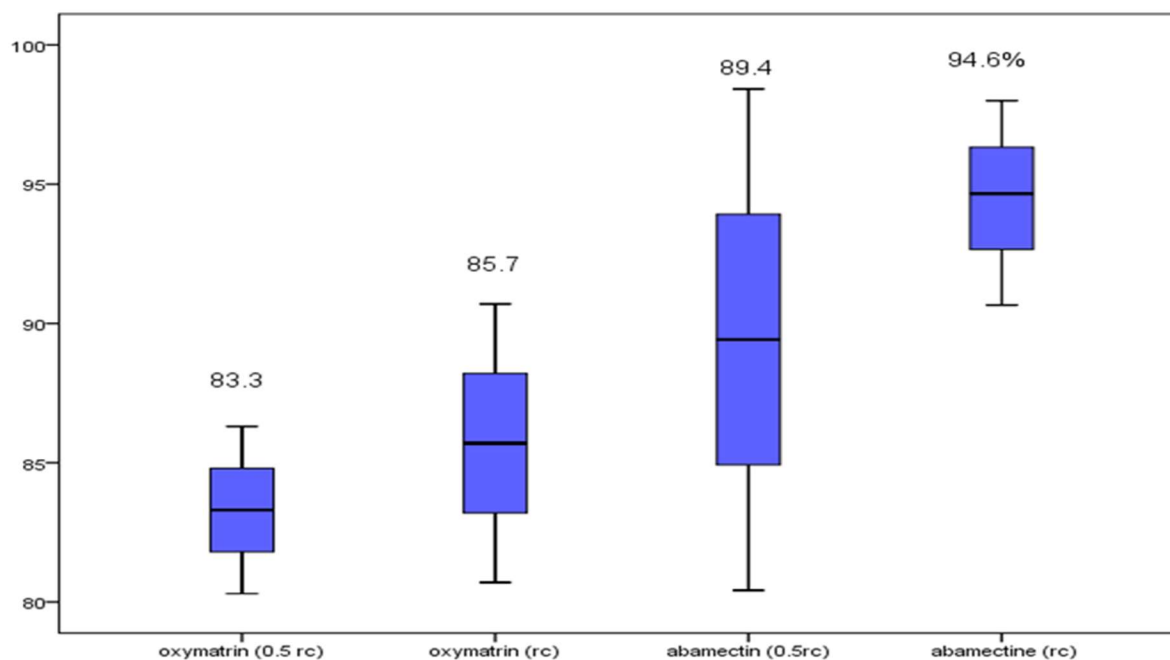
The results were analyzed using the Spss version 20 program that includes the Duncan DMRT test to compare rates in all parameters and determine the significant differences at a probability level of 0.05. The T test and Probit analysis were also used to measure Lc50.

## **Results and discussion**

### **Effect of insecticides**

Results of the effect oxymetrin and abamectin pesticides on *Liriomyza bryoniae* larvae at field and half field doses that presented in Fig (1) indicated that the abamectin was superior (94.6 and

89.4% mortality), and its effect at the half- dose was not differ significantly from the effect of oxymetrine at field dose (83.3 and83.9 respectively), This is reflected by the results of the pupation and adults emergence. Where the percentage of adult emergence decreased, in the same manner, which resulted in the final results of mortality for abamectin and oxymetrin .



**Fig (1): Effect of oxymetrine and abamectin pesticides on larvae of *L. bryoniae***

Desai, et al.(2018) stated that the pesticide Abamectin was more effective in controlling *L. trifolii* in the concentration of 1.4 ml / L, with the highest kill rate of 58%. Kaspi et al.( 2005 ) pointed to the insecticide/miticide abamectin as an important chemical control method against *Liriomyza bryoniae* leafminers and the mite complex that attacks numerous greenhouse crops.

Oxymatrine as plant based insecticide was used to treat citrus plantlets in the nursery and the result showed that jasmine whitefly adult's mortality was 47.5% after three days of treatment (Tark and Mohammed, 2011). Oxymatrine has also been used to control different insect pests of various crops (Liu, et al, 2007). Oxymatrine is known to target insect acetylcholine receptors, which in turn affects acetylcholinesterase production (Cheng et al. 2018). And also Matrine has shown antifeedant activities against termites (*Coptotermes formosanus* Shiraki) and two spotted spider mites (*Tetranychus urticae* Koch) (Bakr et al. 2012 ; Sain et al. 2017).

Wu et al. (2019) showed that different matrine treatments caused a dose dependent increase in *Spodoptera litura* mortality at different time intervals. Hwang et al. (2009) described the efficacy of a chemical formulation (KNI3126) based on a mixture of matrine and neem oil against different sucking insect pests and phytophagous mites, thus confirming the toxic as well as biological action of matrine against phytophagous arthropods with different feeding habits. Matrine has the characteristics of specificity and naturalness (Zandari et al. 2015).

laboratory study of Baker and Hassan (2019). evaluated the effectiveness of the chemical

pesticides Actara, Abamectin, Oxymatrim, and two bioformulation Varanestra (*V. lecanii*) and Almite (*H. thompsonii*) and their combination on adults and pupae of the *Liriomyza bryoniae* showed the treatment of Abamectin was superior in adult mortality 55.56% at the half-field concentration (FC-50%), followed by Actara was 46.67%, while the lowest mortality percentage of Oxymatrine treatment was 38.89%. The treatment of Varunestra was significantly higher in mortality percentage of adults was 55.60%, while the lowest mortality percentage for Almite treatment was 42.20%. There was no significant difference in adults mortality percentage for both the mixture (Actara + Varunestra) and the mixture (Actara + Almite), which reached 56.66% and 52.22%, respectively. The treatment of the mixture (Actara + Varunestra) was superior In reducing adults emergence percentage from pupae of 8.88%, which did not differ significantly from the treatment of the mixture (Actara + Almite), which reached to 12.22%. Results showed that Actara was compatibility with two bioformulation Varanestra (*V.lecanii*) and Almite (*H. thompsonii*) to control adults and pupae of the *Liriomyza bryoniae*.

### Effect of *Beauveria bassiana* and *Isaria fumosorosea* on larvae of *Liriomyza bryoniae*

The result of this study that presented in (figure 2) revealed that the impact of *B. bassiana* and *I. fumosorosea* on leaf miners larvae was related to isolate and concentration. The highest mortality rate after 5 days of treatment was recorded which was 62.4 % by *B.bassiana*, at a concentration of  $10^9$  spores/ml, the  $lc_{50}$  value was  $8.4 \times 10^4$  spores/ml. The highest mortality rate of *I. fumosorosea* was 57.8% by the concentration of  $10^9$  spores/ml with an  $lc_{50}$  value of  $2.6 \times 10^5$  spores/ml.

So the result revealed that the effect was increased with the increasing of concentration and the fungus *B.bassiana* was more effective against larvae than the fungus *I. fumosorosea*.

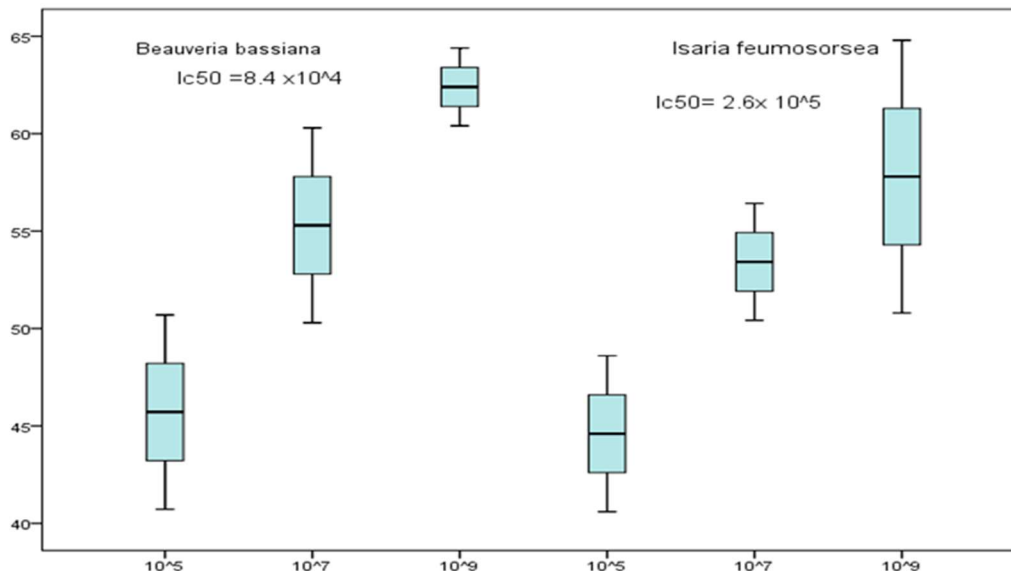


Fig (2): Effect of *B. bassiana* and *I. fumosorosea* on leaf miner larvae

The results of the study indicated that the biological resistance fungi had begun its effectiveness in causing infection and killing the fungus on the fifth day of treatment and continued to increase



steadily with the passage of time. In order for the killing to occur, therefore, the post-treatment period has a very important role in biological control, as it is directly proportional to the rates of killing larvae when appropriate conditions are available (Luz et al., 1998). This agrees with many researchers who used insect pathogens, including fungi *Beauveria bassiana* and *Isaria fumosorosea*,

Ortiz-Urquiza and Keyhani (2013) \* mentioned that prolonging the exposure of the insect to the fungus spores leads to an increase in the rates of insect killing, and the reason may be attributed to the increase in the number of fungal spores, which increases the chances of germination, penetration and infection events, thus, the insect's inability to repel the attack of the fungus on it, which increases the chances of its inevitable death.

In addition, increasing the exposure period increases the amount of enzymes that decompose the body wall of the insect secreted by the fungus, which facilitate the process of penetration and invading the body cavity of the insect, draining its contents and killing it (Shaker, 2015).

Different study referred to the activity of various strains of the hyphomycetous fungi, such as *Metarhizium anisopliae* and *Beauveria bassiana* against dipteran pests (Watson et al. 1995, Renn et al. 1999).

The susceptibility of *Liriomyza trifolii* and *L. sativae* to 11 strains of entomogenous fungi was studied in the laboratory (Bordat et al. 1988). Pupae were placed in peat infected at a rate of about  $10^8$  conidiospores/g with suspensions of *Beauveria bassiana* (4 strains), *Metarhizium anisopliae* (3 strains), *Paecilomyces farinosus* (1 strain) and *P. fumosoroseus* (3 strains). At 25°C, *L. trifolii* was susceptible to *P. farinosus* (23% adult emergence) and 2 strains of *P. fumosoroseus* (2.5 and 4% adult emergence). An ambient temperature of 20°C slowed metamorphosis and so contributed to mycosis development. *L. sativae* was generally less susceptible than *L. trifolii* to the tested strains. *M. anisopliae* 78 and *P. farinosus* 46 were highly efficient as adults emerged from only 23.5% and 27.5% of pupae.

The result of this study was in agreement with the result of Gandarilla, et al (2022) who found that the effect of *Beauveria bassiana* on the larvae of *Aedes aegypti* depends on the concentration and the type of isolate and the highest mortality was recorded in the case of the concentration  $1.5 \times 10^7$  conidia/mL which was 63%.

Seventeen isolates of *M. anisopliae* and three isolates of *B. bassiana* were evaluated for their pathogenicity to the adult pea leafminer, *Liriomyza huidobrensis*, in the laboratory. All the isolates were pathogenic to the pea leafminer, causing mortality between 40 and 100% at 5 d after exposure. The lethal time for 50% mortality (LT50) ranged from 2.6 to 5.4 d, whereas the LT90 values varied between 3.2 and 9.1 d depending on the isolate (Migiro, et al., 2011).

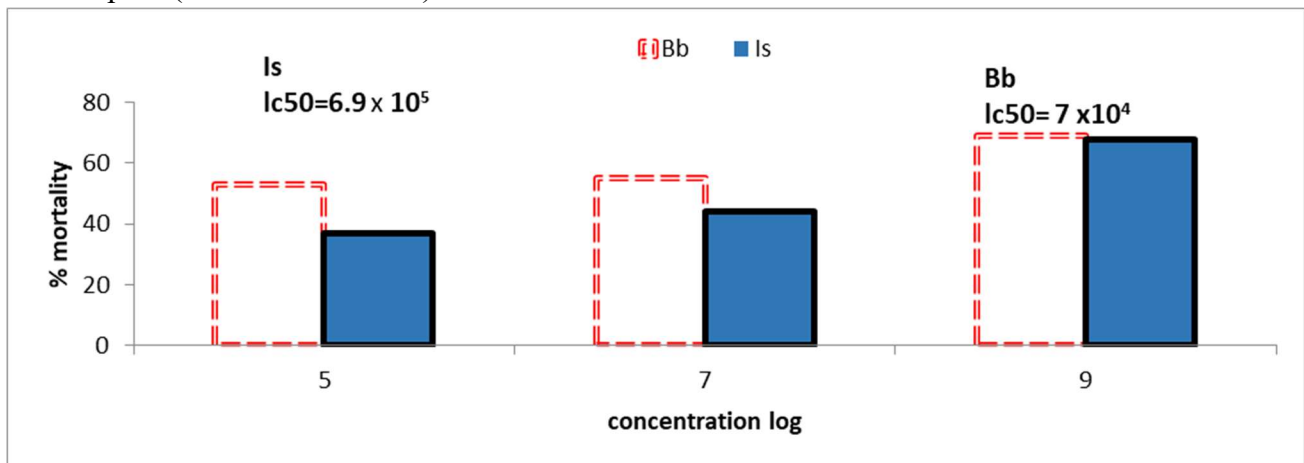
Another studies recorded the activity of *Beauveria bassiana* and *Isaria fumosorosea* as a biocontrol agent against *Liriomyza trifolii* (Migiro, et al., 2010 ; Wekesa, et al., 2011 ; Kisaakye, et al., 2021).

### **Effect of *Beauveria bassiana* and *Isaria fumosorosea* on pupae of *Liriomyza bryoniae***

The result of this study that presented in Figure (3) revealed that the mortality rate of pupae

differed according to the fungal isolates and conidial concentrations. The results also showed that the *Beauveria bassiana* caused 55% mortality in  $1 \times 10^5$  (conidia/ml) on the 10th day of incubation, and mortality reached 69% in  $1 \times 10^9$  (conidia/ml). At the same incubation time, *Isaria fumosorsea* caused 37% and 68% mortality in  $1 \times 10^5$  and  $1 \times 10^9$  (conidia/ml), respectively. The LC50 after 10 days of application with the *Beauveria bassiana* was  $7 \times 10^4$  (conidia/ml), whereas it was  $6.9 \times 10^5$  (conidia/ml), for *I. fumosorsea*.

The overall biocontrol potential of a fungal strain should be based also on its bioefficacy, including factors such as mycelial growth, sporulation, and mortality. As compared to the fungal strains, *Beauveria bassiana* showed faster and higher mycelial growth. However, based on overall biological efficacy, the EPFs that performed best were found to be *Beauveria bassiana* (62.1%) and *I. fumosorsea* (61.1%) . (Table 1). Evaluate the efficiency of two biological agents *Beauveria bassiana* Bals. and *Bacillus thuringiensis* Kurstaki and four chemical pesticides Levo 2.4 SL, Aster 20 SL, Diffuse 450 SC and Matrixine Plus EC on four important main pests that infect tomato plants, the pests studied were whitefly *Bemisia tabaci* (Hemiptera: Aleyrodidae), *Meyrick Tuta absoluta* (Lepidoptera: Gelechiidae), *Sulzer Myzus persicae* (Homoptera: Aphididae) and *Tetranychus urticae* (Acari: Tetranychidae), the pesticide Matrixine Plus (2.4% Abamectine and Oxymatrin) recorded the highest average of mortality percentage of both larval and adult stages of all four pests( Abbas et al. 2020).



**Fig(3) Efficacy of *B. bassiana* and *I. fumosorsea* against leafminer pupae**

**Table (1) Biological index of *B. bassiana* and *I. fumosorsea* in controlling leafminer**

Fungi	Growth (mm)	spores/ml ( $10^9$ )	Mortality	Biological efficacy index
<i>Beauveria bassiana</i>	72	7.3	69	62.1
<i>Isaria fumosorsea</i>	71	6.4	68	61.1



Another study by Borisov and Ushchekov, (1997) revealed that the *P. lilacinus* and *M. anisopliae* were effective in reducing adult emergence from the soil by 70-94% and 60-88% respectively as compared with the untreated control .

Two biological control agents have been tested against *Liriomyza huidobrensis* pupae; the entomopathogenic fungus *Beauveria bassiana* and the entomopathogenic nematode *Heterorhabditis indica*, The results obtained when treatments with *B. bassiana* were able to kill 73-97% of the pupae and similarly treatments with *B. bassiana* and the surfactant Tween 80 were able to kill 73-93% of the pupae, Tween 80 demonstrated to increase the sporulation rate during the first 7 days following the application of the spores of *B. bassiana*.( Noujeim, et al.,2015).

Similar study showed the susceptibility of *Liriomyza huidobrensis* pupal stage to *B. bassiana* and *Metarhizium robertsii* depends on the type of isolate and bioagent and the fungus *M. robertsii* was the more effective one (Thabu, et al., 2022).

### Compatibility between the oxymatrine and fungal bio-agents

The effect of the oxymatrine pesticide on *B. bassiana* growth was illustrated in Table (2) . The results reflect the compatibility between the pesticide and the fungus. The study revealed that the reduction percentage of vegetative growth of the fungus was 0.0, -0.8, and 1.62 % at field, half, and quarter field doses respectively after 14 days. The reduction effect of the pesticides on *Isaria fumosorosea* vegetative growth at the recommended field dose was – 2.78, - 1.98, and 0.7 for field dose, half, and quarter dose respectively. (Table 3) .

**Table (2) Effect of oxymatrine on *Beauveria bassiana***

Concentration	3 days	%	Grade	7days	%	Grade	10days	%	Grade	14 days	%
Recommended dose 1.8 ml/L water	3.67	5.98	1	5.47	7.34	1	6.83	5.53	1	8.23	0.00
Half recommended dose 0.9 ml/L water	4.03	-3.42	1	5.8	1.69	1	7.30	-0.92	1	8.30	-0.81
Quarter recommended dose 0.45 ml/ L water	4.27	-9.4	1	6.1	- 3.39	1	7.47	-3.23	1	8.10	1.62
Control	3.9			5.9			7.23			8.23	

1=<50% reduction (harmless) 2= 50-79 slightly harmful 3= 80-90 moderately harmful 4=> 90% harmful e (Hassan, 1989).

**Table (3) Effect of oxametrine on *Isaria fumosorosea***

concentration	3d.	%	grade	7d.	%	grade	10d.	%	grade	14d.	%	grade
recommended dose 1.8 ml/L water	2.4	2.7	1	6.07	-5.2	1	7.57	-5.58	1	8.63	-2.78	1
Half recommended dose 0.9 ml/L water	2.53	-2.7	1	6.03	-4.62	1	7.5	-4.65	1	8.57	-1.98	1
quarter recommended dose 0.45 ml/ L water	3.20	-29.73	1	6.0	-4.05	1	7.2	-0.47	1	8.33	0.79	1
control	2.47			5.77			7.17			8.4		

1=<50% reduction (harmless) 2= 50-79 slightly harmful 3= 80-90 moderately harmful 4=> 90% harmful e (Hassan, 1989).

The reason for the compatibility, as these fungi may possess some enzymes that metabolize and decompose these pesticides into secondary metabolites, from which the fungi benefit as an important food source for their growth and reproduction by a process known as mycoremediation, as well as additives to modern pesticide preparations such as some the diffuse, binder and thickener materials that are polysaccharides (Xanthan gum and natural gum) and Propylene glycol containing carbohydrates, which is a ready food source for direct feeding by fungi, which increases their vegetative growth and production of conidia, many researchers have indicated the stimulating effect for some types of chemical pesticide preparations in the growth and reproduction of *B.bassiana* and *M. anisopliae*.( Anderson and Robert, 1983; Alves and Moino, 1998 ; Harbhajan, 2006).

### Synergistic measurement

The synergistic measurement between pesticides and isolates of the pathogenic fungi achieved enhancing of the effectiveness at a significant level in controlling larvae. In the case of *B.bassiana* showed that there was an increase in the mortality rate due to the combined action of the fungus and the pesticide ( 88%) it does exceed synergistic status ( chi square= 4.92). In a similar case, the results of the combination of the pesticide and *Isaria fumosorosea* (chi square= 4.65) (Table 4). In the case of the treatment of pupae, the results showed an increase in the rate of mortality when the pesticide and the fungus were collected, but it did not express the state of synergism, but only the addition.

**Table (4) Synergistic bioassay of oxymatrine with *B. bassiana* and *I. fumosorosea* against larvae and pupae of *L. bryoniae***

Host	oxymatrin	Beauveria. 10 <sup>7</sup>	expected	observed	Chi square
Larvae	83.3	55.6	69.51	88.0	4.92
Pupae	78.6	54.3	90.22	79	1.4
Host	oxymetrin	Issria. 10 <sup>7</sup>	expected	observed	Chi square
Larvae	83.3	52	91.98	71.3	4.65
Pupae	78.6	42.3	87.65	81	0.5

- The value of the Chi square is greater than 3.83 at a degree of freedom 1, mean that the factors are synergistic

The synergistic action of mycoinsecticides with chemical insecticides can increase mortality and reduce the time until death in insects. The combined use of fungal pathogens and the full, or reduced, dose of chemical insecticides is a promising pest-control option. The application of synergists can effectively enhance the cost-effectiveness and eco-friendliness of insecticides by reducing the required quantity and extending the residual activity (Bitsadze, 2013 ; Sharififard, et al., 2011). Another study deliberates the possible synergistic action of oxymatrine and *Beauveria brongniartii* against *S. litura* in laboratory and half field dose conditions as both of these agents possibly affects their host through same site of action. Oxymatrine is known to target insect acetylcholine receptors, which in turn effects acetylcholinestrerase production (Liu et al., 2007).

Also Asghari et al. (2009) and Baker and Hassan (2019) , \_ referred to the activity of Oxymatrine against *Liriomyza* sp and its compatibility with entomopathogenic fungi to control this insect. Dayakar et al. (2000) have found that the combination of insecticides with *B. bassiana* and *M. anisopliae* showed 1.05–1.24 and 1.19–1.42 fold increase in virulence over the sole treatment, respectively. Quintela and McCoy (1997) have found that *B. bassiana* and *M. anisopliae* combined with sublethal doses of imidacloprid as a contact or oral treatment increased the mortality synergistically in *Diaprepes abbreviatus*.

The combination of insecticide and entomogenous fungi was more deleterious to the insect than application of insecticides or entomogenous fungi alone. Evaluate the efficiency of combining *Beauveria bassiana* with certain insecticides (emamectin benzoate, methomyl and *Bacillus thuringiensis*) in tomato field revealed that mixing increases the efficiency of their insecticides, When treated larvae with mixture of fungi (*B. bassiana*) and insecticides percentages mortalities of second and fourth larval instar of emamectin benzoate + *B. bassiana* and methomyl + *B. bassiana* had the highest values after 24hrs. then decreasing gradually, but the highest values of percentage mortality of second and fourth larval instar when mixtures of *Bacillus thuringiensis* + *B. bassiana* were after fifth days at concentrate of insecticide 1/2RC and after third day at concentrate of insecticide 1/4RC ( Abdel Aziz et al., 2018) .

There was a significant increase (38%) with clothianidin in weevil mortality over clothianidin alone 1 d after treatment (Clavet et al., 2013). Joint application of *B. brongniartii* and matrine against *Spodoptera litura* caused a significant increase in mortality values under laboratory as well

as field conditions and showing a strong synergistic interaction (Wu, et al., 2019).

Ali et al. (2017) observed similar increase in mortalities of *B. tabaci* treated with different combinations of oxymetrin and *Lecanicillium muscarium*. The possible synergistic action between both control agents was due to them both working on the same target site; oxymetrin and *A. attenuatus* both attack insect acetylcholine receptors (Bourne, et al., 2016).

The level of synergism observed under semi-field conditions was slightly lower than the laboratory conditions which can be explained by the variations in different biotic and abiotic factors or behavior of the target pest under semi field conditions (Xu, et al., 2011).

In order to increase the virulence of two commonly used entomopathogens namely *Beauveria bassiana* and *Metarhizium anisopliae* for effective mosquito control programs, we developed new combined formulation by the use of sublethal concentration of imidacloprid to second instar larvae *C. quinquefasciatus* for 92 h and the results revealed that the combination increased the mortality of second instar larvae *C. quinquefasciatus* and sublethal concentration was proved to be useful for effective larval control (Koodalingam, & Dayanidhi, 2021).

## References

- Abbas, S. S. ; Subaih, A. J. and Salih ,Y. A. (2020). The Effects of Biological and Chemical Agents on the Management of Main Pests in Tomato Plant. Al-Qadisiyah Journal For Agriculture Sciences (QJAS).10(2):325-334.
- Abbott , W. S. (1925) . a method of computing the effectiveness of an insecticidel . journal of the arunnreclu moseurro coxrnl associatron. (3): 2 .
- Abdel Aziz, M.F., Ebrahim, A.A. and El-Gabaly, A.R. (2018). Combined Effect of Entomopathogenic Fungi, *Beauveria bassiana* and Certain Insecticides for the Control of *Spodoptera littoralis* (Boisd.) (Lepidoptera: Noctuidae) under Semi-Field Conditions. J. Plant Prot. and Path., Mansoura Univ., 9(9): 573 - 576.
- Ali, S.; Zhang, C.; Wang, Z.; Wang, X. M.; Wu, J.-H.; Cuthbertson, A.G.S. ;Shao, Z. and Qiu, B. L. (2017). Toxicological and biochemical basis of synergism between the entomopathogenic fungus *Lecanicillium muscarium* and the insecticide matriline against *Bemisia tabaci* (Gennadius). Sci. Rep. 7, 46558.
- AL-Mashhadani, W.A.A. (1998). Environmental and Biological Studies on Tomato Leaf Digger *Liriomyza bryoniae* (Kaltenbach) (Diptera: Agromyzidae) and Some Means of Control. Master Thesis. Faculty of Agriculture. Baghdad University.
- Alves, S.B.; Moino, J.R. and Almeida. J.E.M. (1998). Products fitossanitarios Entomopatogenet. In “Alves, S.B (ed) Microbial Control of Insects .piracicaba FEAL Q.P.217-238.
- Anderson, T.E. and Roberts, D.W. (1983). Compatibility of *Beauveria bassiana* isolate with insecticide formulations used in Colorado Potato Beetle (Coleoptera: Chrysomelidae) control. J. Econ. Entomol. 76: 1437-1441.

- Asghari, T. B.; Sheikhi, G. A.; Shojaei, M.; Rajabi, M.; Yousefi, P. A. (2009). Susceptibility of three developmental stages of *Liriomyza sativae* blanchard (dip.: agromyzidae) to biorational insecticides in vitro conditions. *Journal of Entomological Research*, 1 (11):23-34.
- Baker, S. Z. and Hassan, Z. K. (2019). Laboratory evaluation of the effectiveness of some chemical pesticide and biopesticides and their combinations in the control of tomato leafminer *Liriomyza bryoniae*. *Tikrit Journal of Pure Science Vol. 24 (3)*.
- Bakr, E. M.; Soliman, Z. R.; Hassan, M. F. and Tawadrous, S. S. D. (2012). Biological activity of the organic pesticide Baicao No.1 against the red spider mite *Tetranychus urticae* Koch. *Acarines*. 6: 35–39.
- Bitsadze, N. (2013). Joint action of *Beauveria bassiana* and the insect growth regulators diflubenzuron and novaluron, on the migratory locust, *Locusta migratoria*. *J. Pest. Sci.* 86(2) : 293–300.
- Bordat, D.; Robert, P.; Renand, M. (1988). Susceptibility of *Liriomyza trifolii* (Burgess) and *L. sativae* Blanchard (Diptera, Agromyzidae) to eleven strains of entomopathogenic fungi. *Agronomia Tropica*, 43 (1) : 68-73.
- Borisov, B.A. and Ushchekov, A.T. (1997). Entomogenous fungi–Hyphomycetes against the nightshade leaf miner. *Zashchita i Karantin Rastenii* 5: 10–11.
- Bourne, Y.; Sharpless, K. B.; Taylor, P., and Marchot, P. (2016). Steric and dynamic parameters influencing in situ cyclo additions to form triazole inhibitors with crystalline acetylcholinesterase. *J. Amer. Chem. Soc.*, 138: 1611–1621.
- Cheng, X.; Ye, J.; He, H.; Liu, Z.; Xu, C. and Wu, B. (2018). Synthesis, characterization and in vitro biological evaluation of two matrine derivatives. *Sci. Rep.* 8, 15686.
- Clavet, C., E. Hampton, M. Requentina and S.R. Alm (2013). Laboratory assessment of *Beauveria bassiana* (Hypocreales: Clavicipitaceae) strain GHA for control of *Listronotus maculicollis* (Coleoptera: Curculionidae) adults. *J. Econ. Entomol.*, 106(6): 2322-6.
- Dayakar, S.; Kanaujia, K.R. and Rathore R.R.S. (2000). Compatibility of entomogenous fungi with commonly used insecticides for the management of *Spodoptera litura* (Fab.) S. Ignacimuthu, A. Sen (Eds.), *Microbials in Insect Pest Management*, Oxford and IBH Publishing Co. Pvt. Ltd, M. Delhi, Kolkata, pp. 47-52.
- Desai, N. R.; Bhoge, C. S.; Pawar, D. B. and Bhoge, R.S. (2018). Bioefficacy of Different Insecticides against Leaf Minor (*Liriomyza trifolii*) on Cucumber and Their Effect on Natural Enemies. *Int. J. Curr. Microbiol. App. Sci* Special Issue-6: 2392-2395.
- Ferguson, J.S. (2004). Development and stability of insecticide resistance in the leafminer *Liriomyza trifolii* (Diptera: Agromyzidae) to Cyromazine, Abamectin, and Spinosad. *Journal of Economic Entomology* 97: 112-119.
- Finney, D. J. (1971). *Probit Analysis*. Cambridge University Press, pp.318.

- Foba, C.N.; Salifu, D. and Lagat, Z.O (2015) Species Composition, Distribution, and Seasonal Abundance of *Liriomyza* Leafminers (Diptera: Agromyzidae) under Different Vegetable Production Systems and Agroecological Zones in Kenya. *Environ Entomol* ,44:223–232.
- Gandarilla, F. ; Quintero-Zapata, I. ; Elías-Santos, M. and Huerta , M. (2019). Conidia production of *Isaria fumosorosea* (Hypocreales: Cordycipitaceae) in organic substrates through two propagation techniques. *Bioscience Journal* 35(4):1227-1236.
- Haider A. A. and Wajih M. S. (2016). The effect of some isolated fungal suspensions of *tetranychus urticae* koch in her different life stages .*Al furat Journal of Agricultural Sciences*,8(4) PP 151-8
- Harbhajan, S.(2006). *Mycoremediation :Fungal Bioremediation* .Hoboken, N.,J. Wiley. Interscience.
- Hwang, I. C.; Kim, J.; Kim, H.M.; Kim, D. I.; Kim, S.G.; Kim, S. S. and Jang, C. (2009). Evaluation of toxicity of plant extract made by neem and matrine against main pests and natural enemies. *Kor. J. Appl. Entomol.*, 48, 87–94.
- Jat, M. ., Dangi, N. L., & Reddy, K. V. N. (2022). Management of Leaf Miners Infesting Tomato under Protected Cultivation. *Indian Journal of Entomology*, 84(1), 181–183.
- Kaspi R. & Parrella M.P. (2005). Abamectin compatibility with the leafminer parasitoid *Diglyphus isaea*. *Biological Control*, 35(2): 172-179.
- Kim, S. Y.; Ahn, H. G.; Ha, P. J. ; Lim, U. T. and Leed, J. H. (2018). Toxicities of 26 pesticides against 10 biological control species *J. Asia-Pacific Entomol.*, 21, pp. 1-8.
- Kisaakye, J.; Fourie, H.; Coyne, D.; Cortada, L.; Masinde, S.; Subramanian, S. and Haukeland, S. (2021). Evaluation of the Entomopathogenic Potential of *Beauveria bassiana*, *Metarhizium anisopliae* and *Isaria fumosorosea* for Management of *Cosmopolites sordidus* Germar (Coleoptera: Curculionidae). *Agriculture*, 11, 1290.
- Koodalingama ,A. and Dayanidhib, M. K.(2021). Studies on biochemical and synergistic effects of immunosuppressive concentration of imidacloprid with *Beauveria bassiana* and *Metarhizium anisopliae* for enhancement of virulence against vector mosquito *Culex quinquefasciatus* . *Pesticide Biochemistry and Physiology* ,176.
- Liu, Z. L.; Goh, S. H. and Ho, S. H.(2007). Screening of Chinese medicinal herbs for bioactivity against *Sitophilus zeamais* Motschulsky and *Tribolium castaneum* (Herbst). *J. Stored Prod. Res.* 43, 290–296.
- Liu, Z. L.; Goh, S. H. and Ho, S. H.(2007). Screening of Chinese medicinal herbs for bioactivity against *Sitophilus zeamais* Motschulsky and *Tribolium castaneum* (Herbst). *J. Stored Prod. Res.* 43, 290–296.
- Liu, Z. L.; Goh, S. H. and Ho, S. H.(2007). Screening of Chinese medicinal herbs for bioactivity against *Sitophilus zeamais* Motschulsky and *Tribolium castaneum* (Herbst). *J. Stored Prod. Res.* 43, 290–296.



- Luz, C. ; Tai, M. H.; Santos, A. H. and Silva, H. H.( 2008). Impact of moisture on survival of *Aedes aegypti* eggs and ovicidal activity of *Metarhizium anisopliae* under laboratory conditions. Mem Inst Oswaldo Cruz 103: 214-5.
- Migiro, L. N.; Maniania N. K.;Chabi-Olaye, A. and Vandenberg, J. (2010). Pathogenicity of Entomopathogenic Fungi *Metarhizium anisopliae* and *Beauveria bassiana* (Hypocreales: Clavicipitaceae) Isolates to the Adult Pea Leafminer (Diptera: Agromyzidae) and Prospects of an Autoinoculation Device for Infection in the Field. Environ. Entomol. 39(2): 468- 475 .
- Migiro, L. N.; Maniania, N. K. ; Chabi-Olaye, A.; Wanjoya, A. and Vandenberg, J. (2011). Effect of infection by *Metarhizium anisopliae* (Hypocreales: Clavicipitaceae) on the feeding and oviposition of the pea leafminer *Liriomyza huidobrensis* (Diptera: Agromyzidae) on different host plants. Biological Control 56 (2): 179–183.
- Migiro, L. N.; Maniania, N. K. ; Chabi-Olaye, A.; Wanjoya, A. and Vandenberg, J. (2011). Effect of infection by *Metarhizium anisopliae* (Hypocreales: Clavicipitaceae) on the feeding and oviposition of the pea leafminer *Liriomyza huidobrensis* (Diptera: Agromyzidae) on different host plants. Biological Control 56 (2): 179–183.
- Mishra, R. K. and Gupta, R. P. (2012). In vitro evaluation of plant extracts, bio-agents and fungicides against Purple blotch and *Stemphylium* blight of onion. Journal of Medicinal Plants Research, 6(48): 5840-5843.
- Nene, Y.L. and Thapliyal ,P .N. (1997). Fungicides in Plant Disease Control. 2nd ed. Oxford and IBH pub. Co., New Delhi.
- Noujeim, E.; Sakr,J.; El Sayegh,D. and Nemer,N. (2015). In vitro susceptibility of the pea leafminer *Liriomyza huidobrensis* pupae to entomopathogenic *Heterorhabditis indica* and *Beauveria bassiana*. Lebanese Science Journal, 16(2): 19- 26.
- Ortiz-Urquiza, A and Keyhani, N.O. (2013). Action on the Surface: Entomopathogenic Fungi versus the Insect Cuticle. Insects, 4(3): 357–374.
- Pohl, D. ; Kuhne, S.; Karaca, İ. and Moll, E. (2012). Review of *Coenosia attenuata* Stein and its first record as a predator of important greenhouse pests in Turkey. Phytoparasitica, 40: 63–68.
- Quintela, E.D. and McCoy, C.W. (1997). Pathogenicity enhancement of *M. anisopliae* and *B. bassiana* to first instars of *Diaprepes abbreviatus* (Coleoptera: Curculionidae) with sublethal doses of imidacloprid. Environ. Entomol., 26 : 1173-1182.
- Rajanikanth, P. ;Subbaratnam , G. V. and Rahaman, S. J. (2010). Compatibility of insecticides with *Beauveria bassiana* (Balsamo) Vuillemin for use against *Spodoptera litura* Fabricius, Journal of Biological Control, 24 (3): 238–243.
- Rauf, A.; Shepard, M. B. and Johnson, M. W. (2000). Leafminers in vegetables, ornamental plants and weeds in Indonesia: surveys of host crops, species composition and parasitoids. International Journal of Pest Management, 46 (4) : 257-266.

- Ravsaheb, D. N. (2013). Efficacy of different insecticides against leaf miner (*Liriomyza trifolii* Burgess) on cucumber and their effect on natural enemies. M.Sc (Agri) thesis, MPKV, Rahur.
- Rehner, S. A. ; Buckley, E. (2005). A *Beauveria* phylogeny inferred from nuclear ITS and EF1-a sequences: evidence for cryptic diversification and links to *Cordyceps* teleomorphs. *Mycologia*, 97(1):84–98.
- Renn, N., A. ; Bywater and Barson, G. (1999). A bait formulated with *Metarhizium anisopliae* for the control of *Musca domestica* L. (Dipt. Muscidae) assessed in largescale laboratory enclosures. *J. Appl. Entomol.* 123: 309 - 314.
- Sain, S. K. ; Monga, D. ; Rishi Kumar , D. ; Nagrale and Kranthi, S.(2017). Abstr7th Asian Cotton Research & Development Network Meeting, p. 21.
- Salama, H. S.; Foda ,M. S. and Sharaby, A.(1984). Novel biochemical avenues for enhancing *Bacillus thuringiensis* endotoxin potency against *Spodoptera littoralis*. *Entomophaga*, 29: 171-178.
- Shaker, A. N. (2015). The effect of compatibility of insect pathogens with some modern insecticides in controlling the tomato moth *Tuta absoluta* (Myrick) (Lepidoptera: Gelechiidae) under protected cultivation conditions. Master's Thesis, College of Agriculture, Tikrit University.
- Sharififard, M. O. N. A.; Mossadegh, M. S.; Vazirianzadeh, B. and Zarei-Mahmoudabadi, A. (2011). Interactions between entomopathogenic fungus, *Metarhizium anisopliae* and sublethal doses of spinosad for control of house fly, *Musca domestica*. *Iran. J. Arthropod-borne Dis.* 5(1) : 28.
- Tark, A. M. and H. A. Mohamed. (2011). Influence of botanical insecticides, Oxymatrine on the biology of jasmine whitefly, *Aleuroclava jasmini*. *Iraqi J. Agri.* 6(2): 109-117.
- Thabu, M.; Diedrich, V.; Antoinette, P. M. and Pia, A. (2022). Entomopathogens from agricultural soil and their pathogenicity against the potato leaf miner, *Liriomyza huidobrensis* (Diptera: Agromyzidae), *Biocontrol Science and Technology*.
- Thabu, M.; Diedrich, V.; Antoinette, P. M. and Pia, A. (2022). Entomopathogens from agricultural soil and their pathogenicity against the potato leaf miner, *Liriomyza huidobrensis* (Diptera: Agromyzidae), *Biocontrol Science and Technology*.
- Van Lenteren, J. C. (2012). The state of commercial augmentative biological control: plenty of natural enemies, but a frustrating lack of uptake. *BioControl*, 57: 1-20.
- Vieira, D. L.; Oliveira, B. V.; Souza, W.C.; Silva, J. G.; Malaquias, J. B. and Luna, B. J. (2016). Potassium silicate-induced resistance against blackfly in seedlings of *Citrus reticulata*. *Fruits* 71: 49–55.
- Walker, C.S.(2012).The application of sterile insect technique against the tomato leafminer *Liriomyza bryoniae* .PhD thesis. Centre for Environ. Policy Dept. Imperial College London. 122pp.

- Watson, D. W. ; Geden, C. J.; Long, S. J. and Rutz, D. A.(1995). Efficacy of *Beauveria bassiana* for controlling the house fly and stable fly (Diptera: Muscidae). *Biol. Control* 5: 405- 411.
- Wekesa, V. W.; Avery, P.B.; McKenzie, C. L.; Powell, C.A. and Osborne, L.S. (2011). Control of *Liriomyza trifolii* (Diptera: Agromyzidae) in cut flowers using *Isaria fumosorosea* (Hymenozoa: Cordycipitaceae) alone and in combination with insecticides. *Journal of Entomological Science* 46: 2.
- World Health Organization.(2009). *Guidelines for Efficacy Testing of Household Insecticide Products*. World Health Organization; Geneva, Switzerland.
- Wu, J. H.; Yu, X.; Wang, X. S.; Tang, L. D.; Ali, S.(2019). Matrine enhances the pathogenicity of *Beauveria brongniartii* against *Spodoptera litura* (Lepidoptera: Noctuidae). *Front. Microbiol.* 10: 1812.
- Wu, J. H.; Yu, X.; Wang, X. S.; Tang, L. D.; Ali, S.(2019). Matrine enhances the pathogenicity of *Beauveria brongniartii* against *Spodoptera litura* (Lepidoptera: Noctuidae). *Front. Microbiol.* 10: 1812.
- Xu, Zh.; Liu, Y.; Wei, P.; Feng, K.; Niu, J.; Shen, G.; Lu, W.; Xiao, W.; Wang, J.; Smagghe, G. J.; Xu, Q. and He, Lin (2017). High Gama-Aminobutyric Acid Contents Involved in Abamectin Resistance and Predation, an Interesting Phenomenon in Spider Mites. *Frontiers in Physiology*, 8:1-11.
- Zanardi ,O. Z. ; Ribeiro, L. P. ; Ansante, T. F. , Santosa, M. S.; Bordini, G. P.; Yamamoto, P. T. and Vendramim, J. D. (2015). Bioactivity of a matrine-based biopesticide against four pest species of agricultural importance *Crop Protection*, 67: 160-167.
- Zimmermann, G. (2008). The entomopathogenic fungi *Isaria farinosa* (formerly *Paecilomyces farinosus*) and the *Isaria fumosorosea* species complex (formerly *Paecilomyces fumosoroseus*): biology, ecology and use in biological control. *Biocontrol Sci Tech.*;18:865–901.